

# SHL4 SERIES

**ORDERING INFORMATION**


SHL4-□ □ - □ □

L1 : 1 Coil  
L2 : 2 Coils

100 : 100A  
120 : 120A

COIL VOLTAGE

TYPE



05:DC 5V  
06:DC 6V  
09:DC 9V  
12:DC 12V  
24:DC 24V  
48:DC 48V

**FEATURES:**

- 52\*43\*21.5mm
- Magnetic Latching Relay.
- Classified as 100A and 120A.
- Various installation holes for customer's choice.
- Low temperature rise, low coil power.
- Long electrical and mechanical life.
- Great quality with low price.

**COIL RATING (at 20°C)**

TYPE	NOMINAL VOLTAGE (VDC)	COIL RESISTANCE (Ω)(±10%)	POWER CONSUMPT -ION(W)	SET/RESET VOLTAGE (VDC)	TYPE	NOMINAL VOLTAGE (VDC)	COIL RESISTANCE (Ω)(±10%)	POWER CONSUMPT -ION(W)	SET/RESET VOLTAGE (VDC)
1Coil	6V	16Ω	2.25W	80% MAX.	2Coils	6V	8Ω+8Ω	4.5W	80% MAX.
	9V	34Ω				9V	17Ω+17Ω		
	12V	60Ω				12V	30Ω+30Ω		
	24V	250Ω				24V	125Ω+125Ω		
	48V	1000Ω				48V	500Ω+500Ω		

**PERFORMANCE (at initial value)**

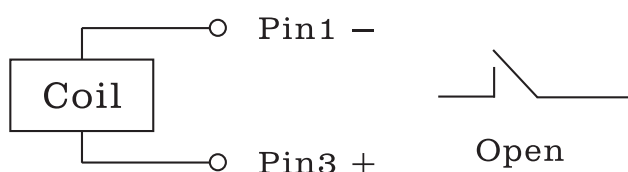
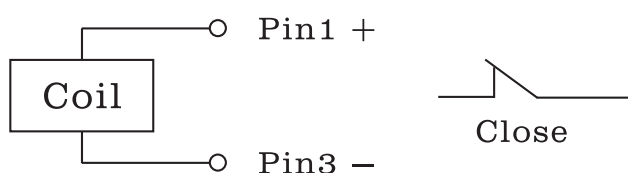
Item \ Type	100A	120A
Contact Resistance	2mΩ Max.	
Set Time	30msec Max.	
Reset Time	30msec Max.	
Contact Bounce Time	5msec Max.	
Dielectric Strength between coil & contact between contact	AC4000V (1min) AC2000V (1min)	
Insulation Resistance	1000MΩ	
Operating Ambient Temperature	-40°C ~ +70°C	
Humidity	35 to 85% RH	
Life Expectancy Mechanically Electrically	1000,000 ops 10,000 ops(Normally),30,000 ops(Particularly)	

## CONTACT RATING

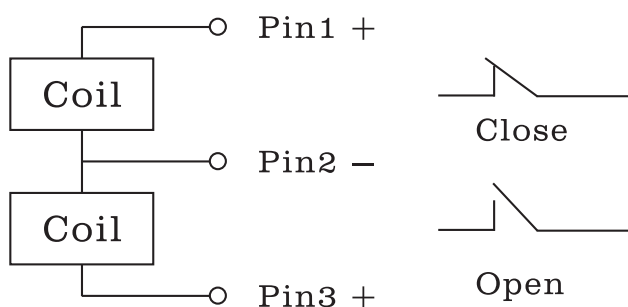
Item \ Type	100A	120A
Max. Switching power	3360W/33240VA	
Max. Switching Voltage	110VDC/250VAC	
Contact Material	Ag alloy	

## WIRING DIAGRAMS

## 1 Coil latching



## 2 Coils latching



## NOTICE

-Relay is on the "reset" or "set" status when being released from stock, with the consideration of shock arisen from transit and relay mounting, relay would be changed to "set" or "reset" status, therefore, when application (connecting the power supply), please reset the relay to "set" or "reset" status on request.

- In order to maintain "set" or "reset" status, energized voltage to coil should reach the rated voltage, impulse width should be 5 times more than "set" or "reset" time. Do not energize voltage to "set" coil and "reset" coil simultaneously. And also long energized time (more than 1 min) should be avoided.

-In order to avoid changing operate voltage, products should not be kept in strong magnetic field during transportation, storage and application.