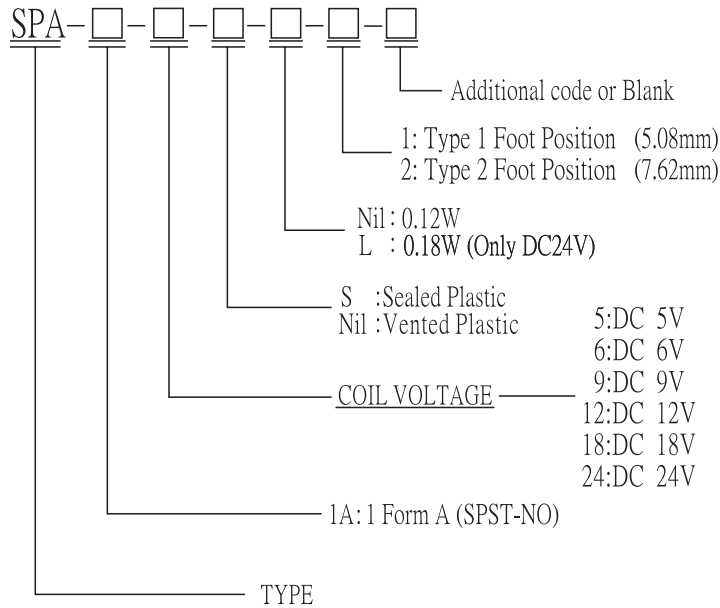


SPA SERIES

ORDERING INFORMATION



FEATURES:

- 1 form A contact.
- Small size produces a switching capacity up to 7 amps for high density PCB mounting technique.
- Surge strength 3,000 VAC.
- Special design for household appliances flux free and sealed type available.
- Insulation system: Class F.
- Environmental friendly product (RoHS complaint).

COIL RATING (at 20°C)

NOMINAL VOLTAGE (VDC)	COIL RESISTANCE (Ω)(±10%)	POWER CONSUMPT -ION(W)	NOMINAL CURRENT (mA)(±10%)	PULL IN VOLTAGE (VDC)	DROP OUT VOLTAGE (VDC)	MAX. ALLOWABLE VOLTAGE (VDC)
5V	208Ω	0.12W	24.0mA	70% MAX.	10% MIN.	130%
6V	300Ω		20.0mA			
9V	675Ω		13.33mA			
12V	1200Ω		10.0mA			
18V	2700Ω		6.67mA			
24V	4800Ω		5.0mA			
24V	3200Ω	0.18W	7.5mA			

PERFORMANCE (at initial value)

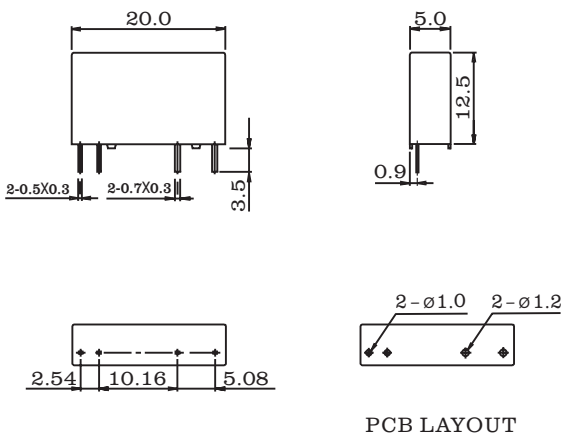
Item	Type	5A	7A
Contact Resistance		100mΩ Max. (Initial value)	
Operate Time		10msec Max.	
Release Time		5msec Max.	
Dielectric Strength between coil & contact		AC3000V (1min)	
between contact		AC1000V (1min)	
Insulation Resistance		1000MΩ Min. (DC500V)	
Operating Ambient Temperature		-40°C ~ +85°C	
Humidity		35 to 85% RH	
Vibration Resistance		10G (10 ~ 55Hz)(Dual amplitude : 1.5mm)	
Shock Resistance		10G	
Life Expectancy Mechanically		10,000,000 ops. Min. (1800 ops. / h)	
Electrically		100,000 ops. Min. (1200 ops. / h)	
Weight		3.0g(approx.)	

CONTACT RATING

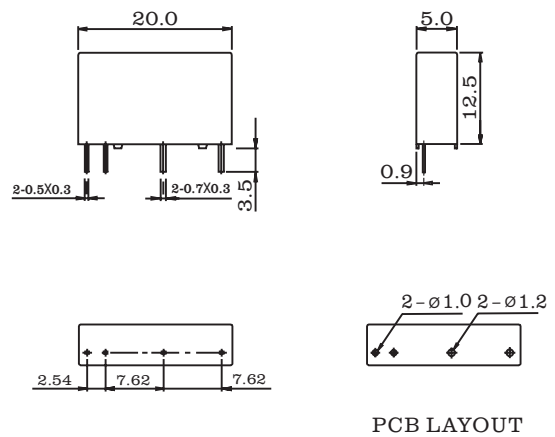
Item \ Type	5A	7A
Rated Carrying Current	5A/250VAC	7A/250VAC
Max. Switching Current	5A	7A
Max. Switching Voltage	277VAC/30VDC	277VAC/30VDC
Max. Switching Power	1939VA/210W	1939VA/210W
Contact Material	Ag alloy	

DIMENSIONS(Unit:mm)

Type 1 Foot Position

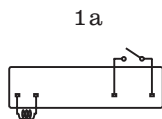


Type 2 Foot Position

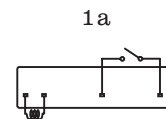


WIRING DIAGRAMS(Bottom View)

Type 1 Foot Position

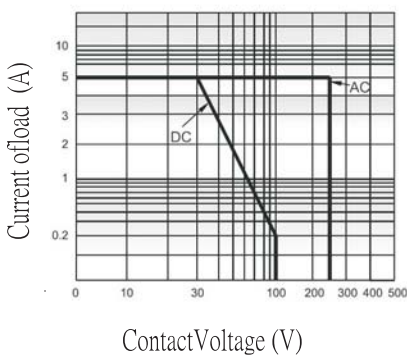


Type 2 Foot Position

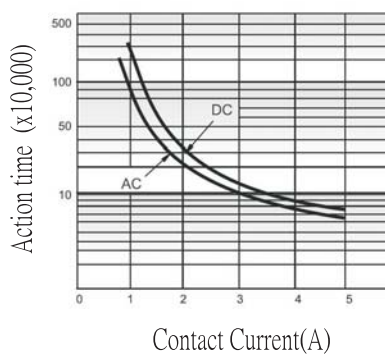


PERFORMANCE CHART

MAX. Operating power



Electricdurability curve



Coil temperature rise

